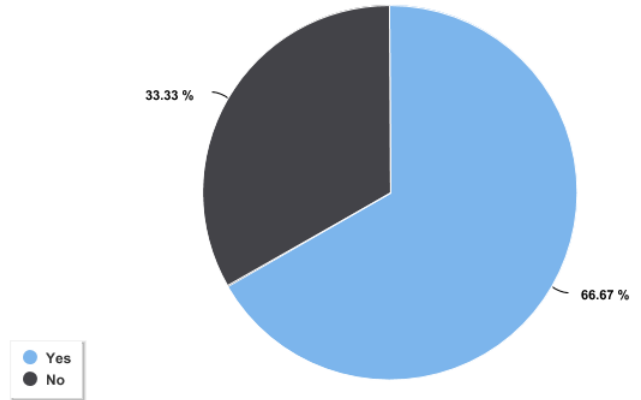


Admin I Employer Survey - Fall 2020

Has the emerging leader assumed an administrative role?

Response	Number of Responses	Percent
Yes	8	66.67%
No	4	33.33%

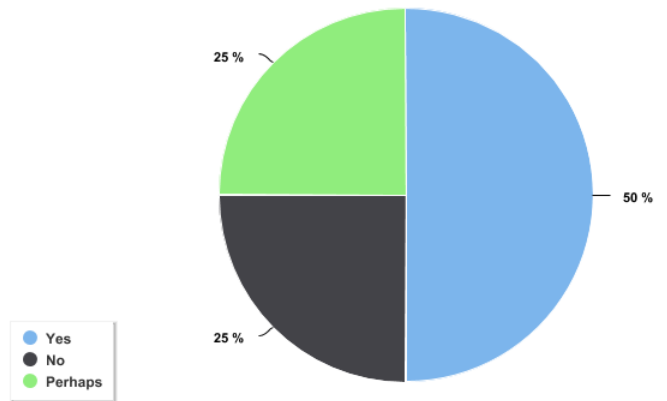
Has the emerging leader assumed an administrative role?



If "NO" when opportunities present themselves, would you recommend this former CSU program completer for employment/promotion?

Response	Number of Responses	Percent
Yes	2	50%
No	1	25%
Perhaps	1	25%

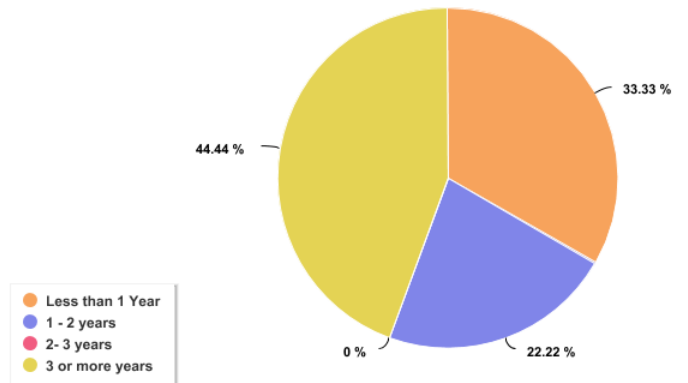
If "NO" when opportunities present themselves...



If Yes, how long has our former CSU program completer served as an administrator?

Response	Number of Responses	Percent
Less than 1 Year	3	33.33%
1 - 2 years	2	22.22%
2- 3 years	0	0%
3 or more years	4	44.44%

If Yes, how long has our former CSU program completer s...



a. Use research and understand qualitative, quantitative, and/or mixed methods research methodologies.

Response	Number of Responses	Percent
Strongly Disagree (1)(1)	0	0%
Disagree (2)(2)	2	16.67%
Agree (3)(3)	6	50%
Strongly Agree (4)(4)	4	33.33%

Total Responses: 12

Range: 2.00

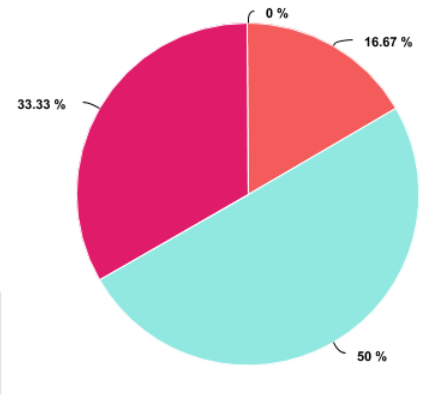
Mean: 3.17

Median: 3.00

Mode: 3.00

Standard Deviation: 0.69

a. Use research and understand qualitative, quantitativ...



b. Employ data analysis and evidence to develop supportive school environments.

Response	Number of Responses	Percent
Strongly Disagree (1)(1)	0	0%
Disagree (2)(2)	1	8.33%
Agree (3)(3)	5	41.67%
Strongly Agree (4)(4)	6	50%

Total Responses: 12

Range: 2.00

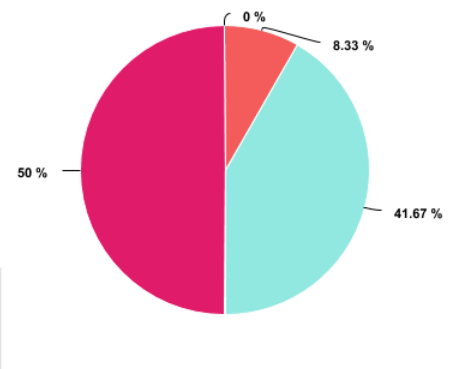
Mean: 3.42

Median: 3.50

Mode: 4.00

Standard Deviation: 0.64

b. Employ data analysis and evidence to develop support...



c. Lead and/or participate in collaborative activities with others such as peers, colleagues, teachers, administrators, community, and parents.

Response	Number of Responses	Percent
Strongly Disagree (1)(1)	0	0%
Disagree (2)(2)	1	8.33%
Agree (3)(3)	9	75%
Strongly Agree (4)(4)	2	16.67%

Total Responses: 12

Range: 2.00

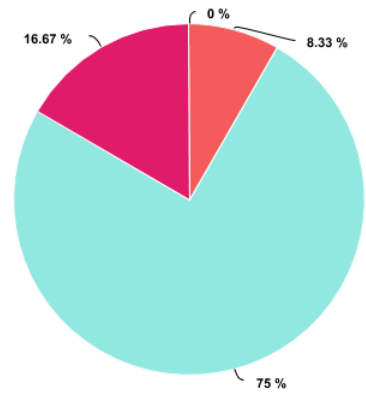
Mean: 3.08

Median: 3.00

Mode: 3.00

Standard Deviation: 0.49

c. Lead and/or participate in collaborative activities ...



d. Use appropriate applications of technology for field of specialization.

Response	Number of Responses	Percent
Strongly Disagree (1)(1)	2	16.67%
Disagree (2)(2)	0	0%
Agree (3)(3)	6	50%
Strongly Agree (4)(4)	4	33.33%

Total Responses: 12

Range: 3.00

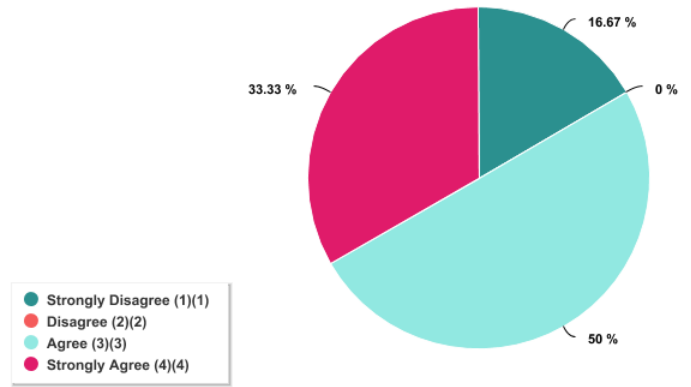
Mean: 3.00

Median: 3.00

Mode: 3.00

Standard Deviation: 1.00

d. Use appropriate applications of technology for field...



e. Apply professional dispositions, laws and policies, codes of ethics and professional standards appropriate for the field of specialization.

Response	Number of Responses	Percent
Strongly Disagree (1)(1)	1	8.33%
Disagree (2)(2)	3	25%
Agree (3)(3)	4	33.33%
Strongly Agree (4)(4)	4	33.33%

Total Responses: 12

Range: 3.00

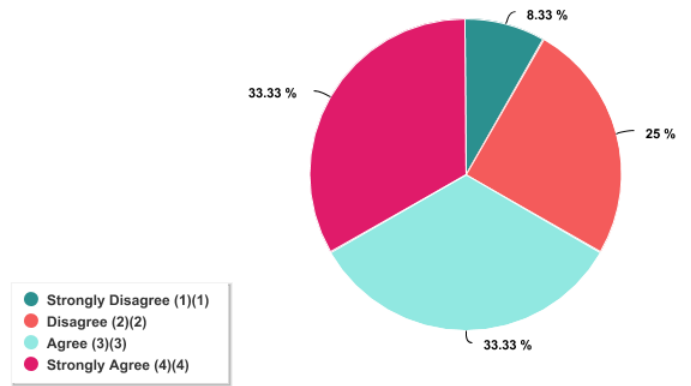
Mean: 2.92

Median: 3.00

Mode: 3.00, 4.00

Standard Deviation: 0.95

e. Apply professional dispositions, laws and policies, ...



f. Promote instructional practice that is consistent with learning development, effective pedagogy, and the needs of each child/student.

Response	Number of Responses	Percent
Strongly Disagree (1)(1)	0	0%
Disagree (2)(2)	3	25%
Agree (3)(3)	6	50%
Strongly Agree (4)(4)	3	25%

Total Responses: 12

Range: 2.00

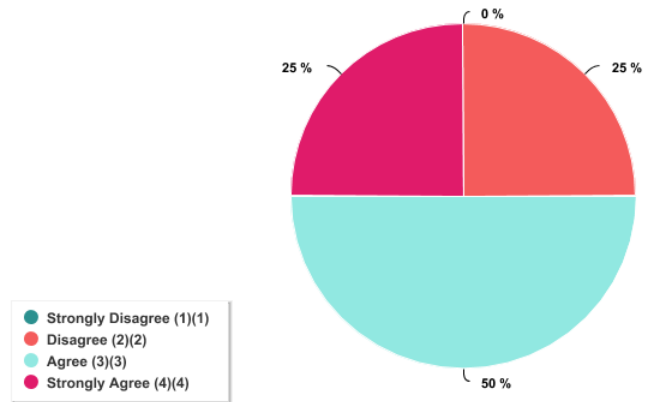
Mean: 3.00

Median: 3.00

Mode: 3.00

Standard Deviation: 0.71

f. Promote instructional practice that is consistent wi...



g. Use data-driven instruction and research strategies to foster student engagement and maintain high expectations for the success of all students.

Response	Number of Responses	Percent
Strongly Disagree (1)(1)	0	0%
Disagree (2)(2)	3	25%
Agree (3)(3)	4	33.33%
Strongly Agree (4)(4)	5	41.67%

Total Responses: 12

Range: 2.00

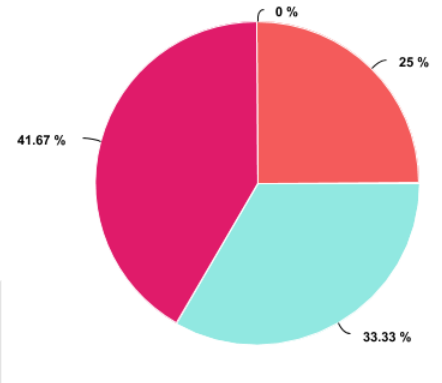
Mean: 3.17

Median: 3.00

Mode: 4.00

Standard Deviation: 0.80

g. Use data-driven instruction and research strategies ...



h. Understand and demonstrate the capacity to use data to evaluate, design, cultivate, and advocate for a supportive and inclusive school culture.

Response	Number of Responses	Percent
Strongly Disagree (1)(1)	0	0%
Disagree (2)(2)	3	25%
Agree (3)(3)	3	25%
Strongly Agree (4)(4)	6	50%

Total Responses: 12

Range: 2.00

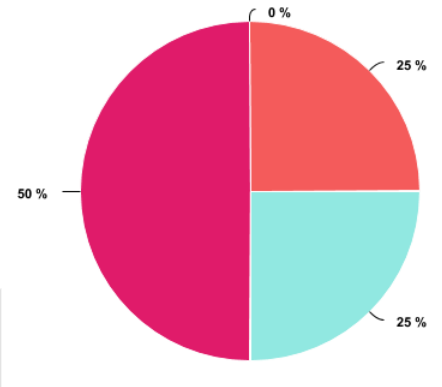
Mean: 3.25

Median: 3.50

Mode: 4.00

Standard Deviation: 0.83

h. Understand and demonstrate the capacity to use dat...



Academic / Scholastic Development

Response	Number of Responses	Percent
Strongly Disagree(1)(1)	0	0%
Disagree (2)(2)	1	14.29%
Agree (3)(3)	3	42.86%
Strongly Agree (4)(4)	2	28.57%
Cannot Judge (0)	1	14.29%

Total Responses: 7

Range: 2.00

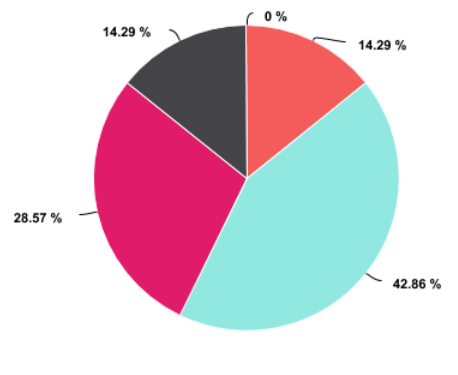
Mean: 3.17

Median: 3.00

Mode: 3.00

Standard Deviation: 0.69

Academic / Scholastic Development



Social Skills / Emotional Development

Response	Number of Responses	Percent
Strongly Disagree(1)(1)	1	14.29%
Disagree (2)(2)	0	0%
Agree (3)(3)	4	57.14%
Strongly Agree (4)(4)	1	14.29%
Cannot Judge (0)	1	14.29%

Total Responses: 7

Range: 3.00

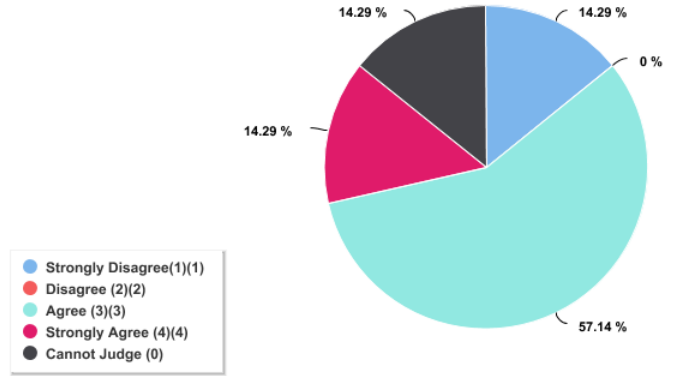
Mean: 2.83

Median: 3.00

Mode: 3.00

Standard Deviation: 0.90

Social Skills / Emotional Development



Psychomotor / Physical Development

Response	Number of Responses	Percent
Strongly Disagree(1)(1)	1	14.29%
Disagree (2)(2)	0	0%
Agree (3)(3)	2	28.57%
Strongly Agree (4)(4)	4	57.14%
Cannot Judge (0)	0	0%

Total Responses: 7

Range: 3.00

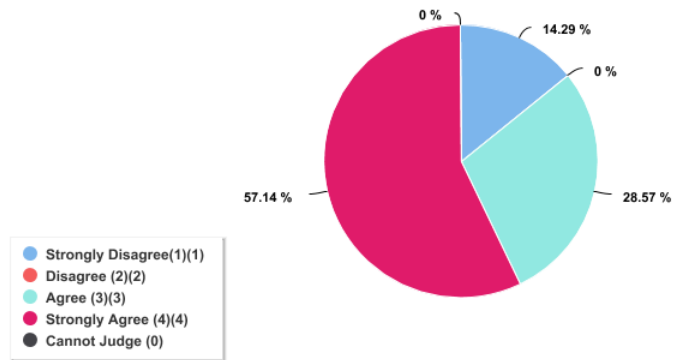
Mean: 3.29

Median: 4.00

Mode: 4.00

Standard Deviation: 1.03

Psychomotor / Physical Development



Cognitive Skills / Intellectual Development

Response	Number of Responses	Percent
Strongly Disagree(1)(1)	1	14.29%
Disagree (2)(2)	1	14.29%
Agree (3)(3)	2	28.57%
Strongly Agree (4)(4)	3	42.86%
Cannot Judge (0)	0	0%

Total Responses: 7

Range: 3.00

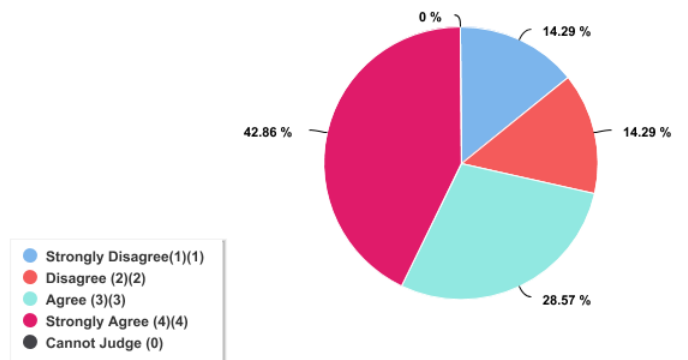
Mean: 3.00

Median: 3.00

Mode: 4.00

Standard Deviation: 1.07

Cognitive Skills / Intellectual Development



a. Relevancy of the coursework to the responsibilities confronted on the job

Response	Number of Responses	Percent
Strongly Disagree (1)	0	0%
Disagree	1	14.29%
Agree	5	71.43%
Strongly Agree	1	14.29%

Total Responses: 7

Range:

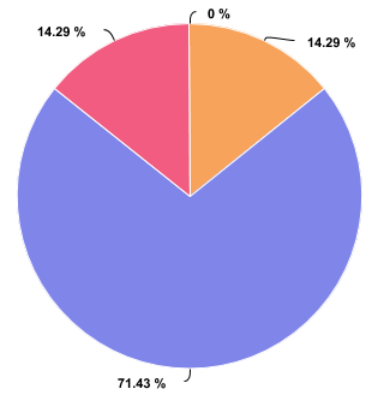
Mean:

Median:

Mode:

Standard Deviation:

a. Relevancy of the coursework to the responsibilities ...



c. Program's outcome to enable reaching/meeting employment milestones, such as promotion and retention

Response	Number of Responses	Percent
Strongly Disagree (1)	1	14.29%
Disagree	2	28.57%
Agree	2	28.57%
Strongly Agree	2	28.57%

Total Responses: 7

Range:

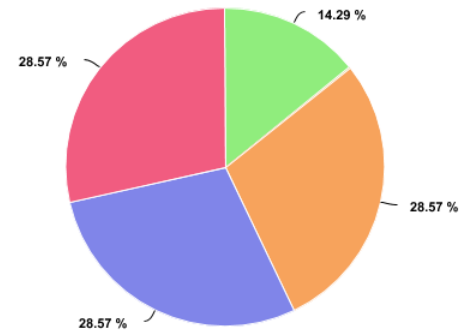
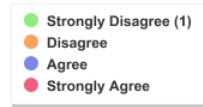
Mean:

Median:

Mode:

Standard Deviation:

c. Program's outcome to enable reaching/meeting employment...



b. Overall Effectiveness of program preparation

Response	Number of Responses	Percent
Strongly Disagree (1)	0	0%
Disagree	0	0%
Agree	5	71.43%
Strongly Agree	2	28.57%

Total Responses: 7

Range:

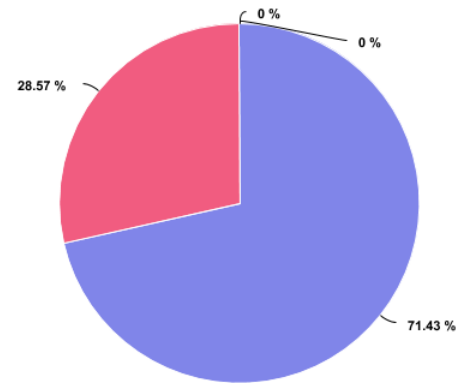
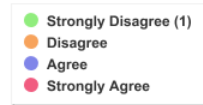
Mean:

Median:

Mode:

Standard Deviation:

b. Overall Effectiveness of program preparation



To help us not resend future notification and reminders to complete this Survey, please add your school's name in the space provided.

Response	Number of Responses
Text Question	5

Total Responses: 5